

Data Sheet

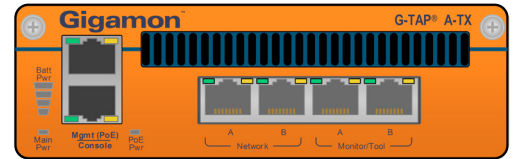
GigaTAP A Series

Product Description

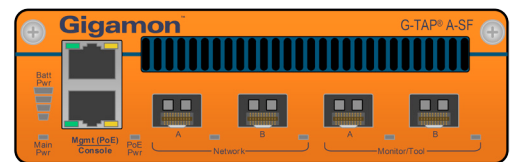
The GigaTAP™ A Series is a line of network TAPs designed with the Gigamon “Always On” architecture. This one-of-a-kind architecture eliminates network link downtime on network connections through the use of up to four power sources, including PoE, AC, DC, and on-board battery backup. While using any of the primary forms of power (PoE, AC, DC), the G-TAP A Series’ unique design constantly charges the integrated backup battery, which allows it to assume power load in the event of a primary power failure. This eliminates link downtime associated to link renegotiation on the end devices connected to the TAP.

The G-TAP A Series also provide intelligent management capabilities that monitor link states of connected devices and the power state of all forms of power. In the event that primary power is lost, SNMP traps alert users that the TAP is utilizing the backup battery. The SNMP traps are re-triggered as battery levels drop to ensure rapid alert and renewal of the primary power source, eliminating further network downtime. The G-TAP A Series’ intelligent monitoring also offers an added level of network security to your network by providing SNMP trap alerts when existing links are removed or when new links are added.

The G-TAP A Series is shipped with its backup battery uninstalled. The backup battery provides a failsafe in case all primary power sources (AC, DC, or PoE) are unavailable. Primary power sources constantly charge the backup battery so it’s ready to assume the power load in the event of a power failure on the primary sources.



G-TAP A-TX FRONT



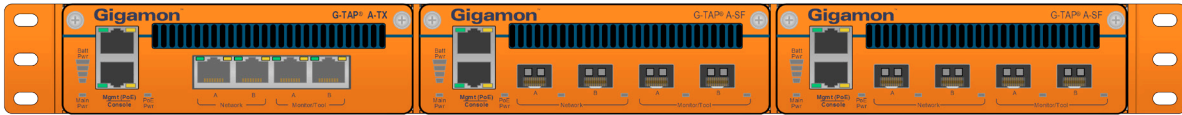
G-TAP A-SF FRONT

Table 1: Features

GigaTAP A Series Features	Benefits
Powerful Traffic Mirroring Capabilities	The G-TAP A Series mirrors 100% of network traffic including errors, non-standard network traffic, and network packets that do not conform to established protocol standards enabling detailed analysis, security, and monitoring.
Supports 1Gb and 10Gb Interfaces	Depending upon model, the G-TAP A Series supports either fixed copper RJ45 or SFP+ connections to include both 1Gb and 10Gb.
Fabric Extender TAP Capabilities	Provides mirroring capabilities for SFP+ based Direct Attach Copper (DAC), Twinax, or Active Optical Cables (AOC) which normally cannot be tapped.
Primary Power	Primary Power via AC, DC, or PoE (Power over Ethernet).
Fault-Tolerant Backup Battery Power	Backup Battery Power is maintained for up to one hour, eliminating link renegotiation delay due to power loss.
SNMP Traps	SNMP Traps report changes in link state, power sources, and battery levels.
Power Supply Tray Integration	Integrates with 1RU AC or DC power supply trays capable of powering up to 8 fully-loaded, 3-across rack mount trays (up to 24 separate TAPs).
GigaVUE® Integration	Easy integration with the full family of GigaVUE® Visibility Fabric™ nodes for maximum flexibility. Connect the G-TAP A Series ports on a GigaVUE fabric node to take advantage of powerful intelligent traffic filtering, aggregation, and modification offered through Visibility Fabric architecture.

Using the Rack Mount Tray

G-TAP A Series TAPs can be used either standalone or installed in the optional, three-across, 1RU rack mount tray. The rack mount tray installs in a standard 1RU rack space using the provided hardware. You can install in two-post or four-post racks with a minimum width of 17.75 inches.



Using the Power Supply Tray

The optional G-TAP A Series Power Supply Tray (PST) is designed to power larger deployments of A Series TAPs. The PST fits in a standard 19 inch rack and can power up to 24 TAPs. The PST offers redundant power supplies for each half of the system and can be connected to two different power grids for added failsafe capabilities. This allows for redundant power connections for each of up to 12 TAPs per PST. Custom DC-to-DC twist-lock power cables are used to connect the rear of the PST to the rear of the A Series TAPs. Cable lengths are 52in (132cm).



FRONT VIEW



REAR VIEW

Table 2: Weight & Dimensions

Product	Height	Width	Depth	Weight
G-TAP A-TX	1.75in (4.44cm)	5.5in (13.97cm)	9.75in (24.76cm)	3.12lbs (1.41kg)
G-TAP A-SF	1.75in (4.44cm)	5.5in (13.97cm)	9.75in (24.76cm)	3.12lbs (1.41kg)

Table 3: Power Requirements

Type	Specification
AC Voltage	100-240V
AC Nominal Current Requirement	0.18A@120V
AC Frequency	47-63Hz
DC Voltage	-36 to -72VDC inputs reverse polarity protected
DC Nominal Current Requirement	0.35A@-48V
Power over Ethernet (PoE)	Type 1 (802.3af) – CAT3 or higher Type 2 (802.3at) – CAT5 or higher

Table 4: Power Requirements using the Optional Power Supply Tray

Specification	PST-GTA01 (AC)	PST-GTA02 (DC)
Input	100-240VAC, 4-2A, 47-63Hz	-40V to -72VDC, 10-5A
Nominal Input Current	3A@110VAC	6.4A@-48VDC
Nominal Power Consumption	337 W	308 W
Nominal BTU Output	1149 BTU/hr	1050 BTU/hr

Table 5: Environmental Specifications

Specification	G-TAP A Series
Operating Temperature	32°F to 104°F (0°C to 40°C)
Operating Relative Humidity	20% to 80%, non-condensing
Recommended Storage Temperature	-4°F to 158°F (-20°C to 70°C)
Recommended Storage Relative Humidity	15% to 85%, non-condensing
Altitude	Up to 15,000ft (4.6km)

Table 6: Standards & Protocols

Specification	G-TAP A Series
Standards and Protocols	IEEE 802.1Q VLAN, IEEE 802.3 10BASE-T, IEEE 802.3u 100BASE-TX, IEEE 802.3ab 1000BASE-T, IEEE 802.3z 1000BASE-X, IEEE 802.3ae 10000BASE-X, RFC 783 TFTP, RFC 791 IP, RFC 793 TCP, RFC 826 ARP, RFC 854 Telnet, RFC 768 UDP, RFC 792 ICMP, SNMP v1/v2c, RFC 2131 DHCP client, RFC 1492 TACACS+, supports IPv4 and IPv6.

Table 7: Regulatory Compliance & Safety

Specification	G-TAP A Series
Safety	UL 60950-1; CSCAC 2212; EN 60950-1; IEC-60950-1
RoHS Compliance	RoHS 6, EU Directive 2002/95/EC
Emissions	FCC Part 15, Class A; VCCI Class A; EN55022/CISPR-22 Class A; Australia/New Zealand AS/NZS CISPR-22 Class A; CE Mark EN 55022 Class A
Immunity	ETSI EN 300 386 V1.3.2, EN 61000-4-2, EN 61000-4-3, EN, 61000-4-4, EN 61000-4-5, EN 61000-4-6, EN 61000-3-2

Table 8: G-TAP ASF 1Gb SFP Transceiver Details

Type	Operating Wavelength (nm)	Link Distance	Cable Type	Connector Type	Average Launch Power (dBm)	Receiver Sensitivity (dBm)	Comments
1Gb SFP	850 (Sx)	200-550m	Multimode	LC	-9.5	-17	
	1310 (Lx)	10km	Singlemode	LC	-9.5	-19	
	1550 (Zx)	40km	Singlemode	LC	-4.0	-21.0	Special order
	CAT-5 Copper (SFP Copper)	100m	UTP CAT-5 or better	RJ45	N/A	N/A	

Table 9: G-TAP ASF 10Gb SFP+ Transceiver Details

Type	Operating Wavelength (nm)	Link Distance	Cable Type	Connector Type	Average Launch Power (dBm)	Receiver Sensitivity (dBm)	Comments
10Gb SFP+	850 (SR)	300m	Multimode	LC	-7.3	-11.1	
	1310 (LR)	10km	Singlemode	LC	-5.2 (OMA)	-12.6 (OMA)	
	1310 (LRM)	220m	Multimode	LC	-4.5	-6.5	1310nm on multimode
	1550 (ER)	40km	Singlemode	LC	-1.7	-11.3	Special order
	SFP+ Direct Attach (SFP+ Copper)	1m (30 AWG Max) 5m (26 AWG Max)	SFP+ Direct Attach Copper	SFP+	N/A	N/A	

Table 10: Warranty

Part Number	Description
Hardware	Gigamon 1-Year Hardware Limited Warranty included with purchase
Software	1-Year Software Limited Warranty included with purchase
Support	1-Year Standard Support included with purchase

Support and Services

Gigamon offers a range of support and maintenance services. For details regarding Gigamon's Limited Warranty and its Product Support and Software Maintenance Programs, visit: www.gigamon.com/support-and-services/overview-and-benefits.

Table 11: Ordering Information

Part Number	Description
GTP-ATX00	G-TAP A Series, Always On copper TAP, No Power
GTP-ATX01	G-TAP A Series, Always On copper TAP, AC Power
GTP-ATX02	G-TAP A Series, Always On copper TAP, DC Power
GTP-ASF00	G-TAP A Series, Always On SFP/SFP+ TAP, No Power
GTP-ASF01	G-TAP A Series, Always On SFP/SFP+ TAP, AC Power
GTP-ASF02	G-TAP A Series, Always On SFP/SFP+ TAP, DC Power
PST-GTA01	Power Supply Tray, powers up to 8 RMT-GTA03 trays, AC Power
PST-GTA02	Power Supply Tray, powers up to 8 RMT-GTA03 trays, DC Power
PWR-GTA01	Spare Power Supply Module, Requires G-TAP A Series Power Supply Tray, AC
PWR-GTA02	Spare Power Supply Module, Requires G-TAP A Series Power Supply Tray, DC
RMT-GTA03	Rack Mount Tray, 3-bay G-TAP A Series
SFP-501	1 Gig SFP, Copper, UTP with RJ45 interface
SFP-502	1 Gig SFP, Multimode 850
SFP-503	1 Gig SFP, Singlemode 1310
SFP-504	1 Gig SFP, Singlemode 1550 (Special Order)
SFP-532	10 Gig SFP+, Multimode 850nm SR
SFP-533	10 Gig SFP+, Singlemode 1310nm LR
SFP-534	10 Gig SFP+, Singlemode 1550nm ER (Special Order)

Table 11: Ordering Information continued

Part Number	Description
SFP-535	10 Gig SFP+, Multimode 1310nm LRM (Special Order)
CBL-205	SFP+ to SFP+ Direct Attach Copper cable, 5 meters
CBL-310	SFP+ Active Fiber Cable, 10 meters
SVC-000	12 months Standard support and software maintenance
SVC-001	1st Year Premium 24x7 upgrade
SVC-002	12 months Premium 24x7 support and software maintenance

For More Information

For more information about the Gigamon Visibility Platform or to contact your local representative, please visit: www.gigamon.com